ALFA VALVOLE

ALFA 20T

800 / 1500 lbs

ALFA 22EV

6000 p.s.i. / ANSI 2500

ALFA K20T

1000 p.s.i. / PN 63



CERTIFICATIONS / CERTIFICAZIONI

UNI EN ISO 9001:2015
Cert. Nr. 50 100 6417

M.O.C.A. (EC) 1935/2004
(CE) No. 2023/2006

- TA-Luft Certificate
- Fugitive emission ISO 15848-1 & 2

FIRE SAFE API 6FA/API 607 & ISO 10497

ATEX certified by TÜV

TR-CU-10, TR-CU-12 and TR-CU-32 (New GOST) certified for Russian market

CE Marking (Module H, Category III) in accordance with PED 2014/68/EU certified by TÜV

SIL (Safety integrity level) certified by TÜV

Canadian Registration Number (CRN) for Canadian market

LEGAL NOTES / NOTE LEGALI

Supplied temperature and pressure data and other performance information mentioned in this catalogue have been developed from our design calculation and internal test. The data are useful only to cover the standard application as per guidelines for Alfa Valvole products users inside this catalogue.
I dati forniti di pressione-temperatura e altri dati di prestazione pubblicati in questo catalogo sono stati sviluppati da nostri calcoli di progettazione e da test interni. Sono utili solo per coprire le applicazioni tipiche come linee guida generali per gli utenti dei prodotti Alfa Valvole introdotti in questo catalogo.

For every specific application, the users must contact Alfa Valvole for a technical assistance and/or conduct their own study and evaluation to verify the suitability of this products to defined application. Missed observance of this request should involve damages to the ownership and/or personal injury, for which the company cannot be held liable.
Even if this catalogue has been developed with the maximum attention, the company decline all responsibility for errors, impropriety or inadequacy.
Per qualsiasi applicazione specifica, gli utenti sono pregati di contattare Alfa Valvole per un consiglio tecnico e/o di condurre il proprio studio e valutazione per dimostrare l'idoneità di questi prodotti a tale applicazione. La mancata osservanza di questa richiesta potrebbe comportare danni alla proprietà e/o lesioni personali, per i quali l'azienda non potrà essere ritenuta responsabile. Sebbene questo catalogo sia stato redatto con la massima cura e attenzione, l'azienda declina ogni responsabilità per errori, improprietà o inadeguatezza.

All information mentioned in this catalogue about valves characteristics, except for that regulated from international law, may be subject to periodic change without notice. This edition cancels and replaces all previous documents.
Please carefully read and pay attention to all guidelines for use.
For all information and/or request for further in-depth analysis please contact directly Alfa Valvole.
Private property – in observance of copyright laws in force and related rights, not authorized copying, reproduction and/or advertising, even partially, of this information to third parties without the express written and signed permission of Alfa Valvole is forbidden. All rights reserved.
Qualsiasi informazione fornita in questo catalogo relativamente alle caratteristiche delle valvole, con esclusione di quelle regolamentate da norme internazionali, può essere soggetta a modifiche periodiche senza preavviso.
Questa edizione annulla e sostituisce tutti i numeri precedenti.
Leggere attentamente e prestare attenzione alle indicazioni fornite prima dell'uso.
Per ogni informazione e/o richiesta di approfondimento ulteriori si prega di contattare direttamente Alfa Valvole.
Proprietà riservata - nel rispetto delle norme vigenti in materia di copyright e sul diritto d'autore, la copia, la riproduzione e/o la diffusione, anche parziale di informazioni e/o la comunicazione non autorizzata di dati attraverso qualsiasi mezzo a soggetti terzi, senza l'espressa autorizzazione scritta e firmata da parte di Alfa Valvole del presente documento, è proibita. Tutti i diritti riservati.

A2X - ED.02 - 03.24 - P1

ALFA 20T
800 | 1500 lbs

ALFA 22EV
ANSI 2500 | 6000 p.s.i

PRODUCT LINE

Linea prodotti

PRODUCT	CODE	TYPE						SIZE RANGES				RATING									MATERIALS		
		WAFER	3 PIECES	2 PIECES SCREWED BODY	FLANGED	3 WAY	TRUNNION	NPS 1/4 - 2 (DN 6 -50)	NPS 2 1/4 - 2 (DN 65-100)	NPS 5-8 (DN 125-200)	NPS 10-24 (DN 250-600)	PN 06	ANSI 150 (PN 10-16)	ANSI 300 (PN 25-40)	ANSI 600 (PN 63-100)	ANSI 900	ANSI 1500	ANSI 2500	800/1500 LBS	PN 63 (1000 PSI)	CARBON STEEL	STAINLESS STEEL	OTHER MATERIALS
A10N - NF	A1N																						
A10 HP	A1H																						
A10 HP	A1J																						
A10 CALL	A1C/D																						
A10 VAG	A1V																						
A20T	**A2T**																						
A22 EV	**A2D**																						
K20 T	**K2T**																						
A24K	A24																						
A60P/A64P	A6P																						
A50	A50																						
A54	A54																						
A60	A60																						
A64	A64																						
A68	A68																						
A606	A6S																						
A609/615	A6Q																						
A30	A30																						
A32	A32																						
A103	AC3																						
A104	AC4																						
A103/4	ACT																						
T2 FB	AT2																						
T2 RB	AT4																						
T3 FB	AT3																						
T3 RB	AT6																						

ALFA 20T - 22EV - K20T

MAIN FEATURES

Caratteristiche principali

- **Body type: composed by two screwed parts with threaded or welded connections** / Costruzione corpo: composto da due parti avvitate con connessioni filettate o a saldare
- **The compact design make this valves useful for a wide range of application, industries and medium** / Il design compatto rende queste valvole versatili per differenti fluidi, industrie e applicazioni
- **Available in different materials** / Disponibilità in diversi materiali

CERTIFICATIONS								INDUSTRY											CODE	PRODUCT
PED (DN > 25)	T PED	TA LUFT (fugitive emission)	MOCA	API 6D	FIRE TESTED	SIL	ATEX	POWER	OIL AND GAS UPSTREAM	REFINING AND PETROCHEMICAL	CHEMICAL	LNG AND CRYOGENIC	MARINE AND NAVY	HVAC	WATER AND WASTEWATER	PHARMACEUTICAL	RAIL AND ROAD. TRANSPORTATION	FOOD INDUSTRY		
																			A1N	A10N - NF
																			A1H	A10 HP
																			A1J	A10 HP
																			A1C/D	A10 CALL
																			A1V	A10 VAG
																			A2T	**A20T**
																			A2D	**A22 EV**
																			K2T	**K20 T**
																			A24	A24K
																			A6P	A60P/A64P
																			A50	A50
																			A54	A54
																			A60	A60
																			A64	A64
																			A68	A68
																			A6S	A606
																			A6Q	A609/615
																			A30	A30
																			A32	A32
																			AC3	A103
																			AC4	A104
																			ACT	A103/4
																			AT2	T2 FB
																			AT4	T2 RB
																			AT3	T3 FB
																			AT6	T3 RB

STANDARD FEATURES
Caratteristiche standard

- **End connection** / Connessioni :

  ALFA 20T:

  THREADED / FILETTATI: (ASME B1.20.1) - GAS (ISO 228/1)

  WELDED / SALDATI: BUTT WELDING / SALDARE DI TESTA → BW Sch.80 (ASME B16.25)

  SOCKET WELDING / SALDARE A TASCA → SW (ASME B16.11)

  ALFA 22 EV: NPT (ASME B1.20.1) – SW (ASME B16.11)

- **Size Range** / Range di dimensioni:

  ALFA 20T: ¼" ≤ DN ≤ 2" / 06 ≤ DN ≤ 50

  ALFA 22EV: ¼" ≤ DN ≤ 1½" / 06 ≤ DN ≤ 40

- **Pressure range** / Range di pressioni:

  ALFA 20T: 800 lbs (138 bar) / 1500 lbs (255 bar)

  ALFA 22EV: 2500 lbs (420 bar)

- **Temperature range** / Temperatura:

  ALFA 20T 800 lbs: -40°C ≤ T ≤ +200°C (standard execution)

  ALFA 20T 1500 lbs: -40°C ≤ T ≤ +150°C (standard execution)

  ALFA 22EV: -40°C ≤ T ≤ +150°C (standard execution)

- **Face to face** / Scartamento: Manufacturer standard

- **Design according to** / Progettazione secondo: ASME B16.34, EN 12516-1, EN 17292, PED 2014/68/UE

- **Tightness class** / Classe di tenuta: Grade A (Zero Leakage) acc. EN 12266-1

- **Forged bar body** / Corpo realizzato da barra forgiata

STANDARD EXECUTIONS
Esecuzioni standard

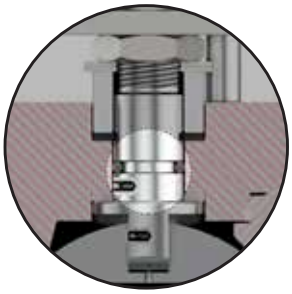

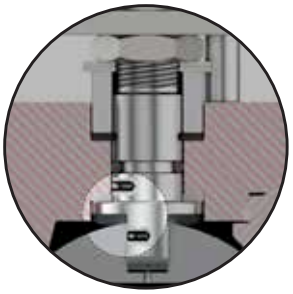



STEM O'RING / O'RING STELO

Maximum tightness from stem packing minimizing Fugitive Emissions (valve certified TA-LUFT e Fugitive Emissions EN 15848- 1/-2 / Garantisce la tenuta ottimale dallo stelo minimizzando le emissioni in atmosfera, rendendo le valvole certificate TA-LUFT e Fugitive Emissions EN 15848-1/-2

ANTISTATIC DEVICE ACCORDING / DISPOSITIVO ANTISTATICO IN ACCORDO A : API6D - ATEX 2014/34/UE

2 spring loaded balls guarantees electrical continuity between all metallic components of the valve / Garantisce continuità elettrica tra i componenti metallici della valvola grazie a due sfere posizionate sullo stelo

FIRE SAFE GASKET CONFIGURATION / CONFIGURAZIONE FIRE SAFE

Materials, gaskets and sealing tested and certified according to EN10497, API6FA, API607 / Materiali, guarnizioni e tenute testate e certificate secondo norme EN ISO 10497, API 6FA, API 607

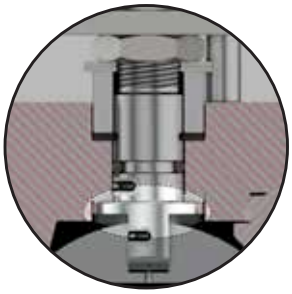



ANTI BLOW-OUT STEM DESIGN / STELO ANTIESPULSIONE

In case of overpressure inside the valve it avoid the stem expulsion and the breakage of the operating element / Evita l'espulsione dello stelo in caso di sovrappressione all'interno della valvola e la rottura dell'elemento di manovra

ISO 5211 TOP MOUNTING

Valve top flange is machined for actuator assembly according to ISO 5211 / Piano ISO per montaggio comando secondo normativa ISO 5211

ALFA STANDARD

ALFA 20T
800 lbs
screwed body type ball valve

Full bore (ALFA 20T)

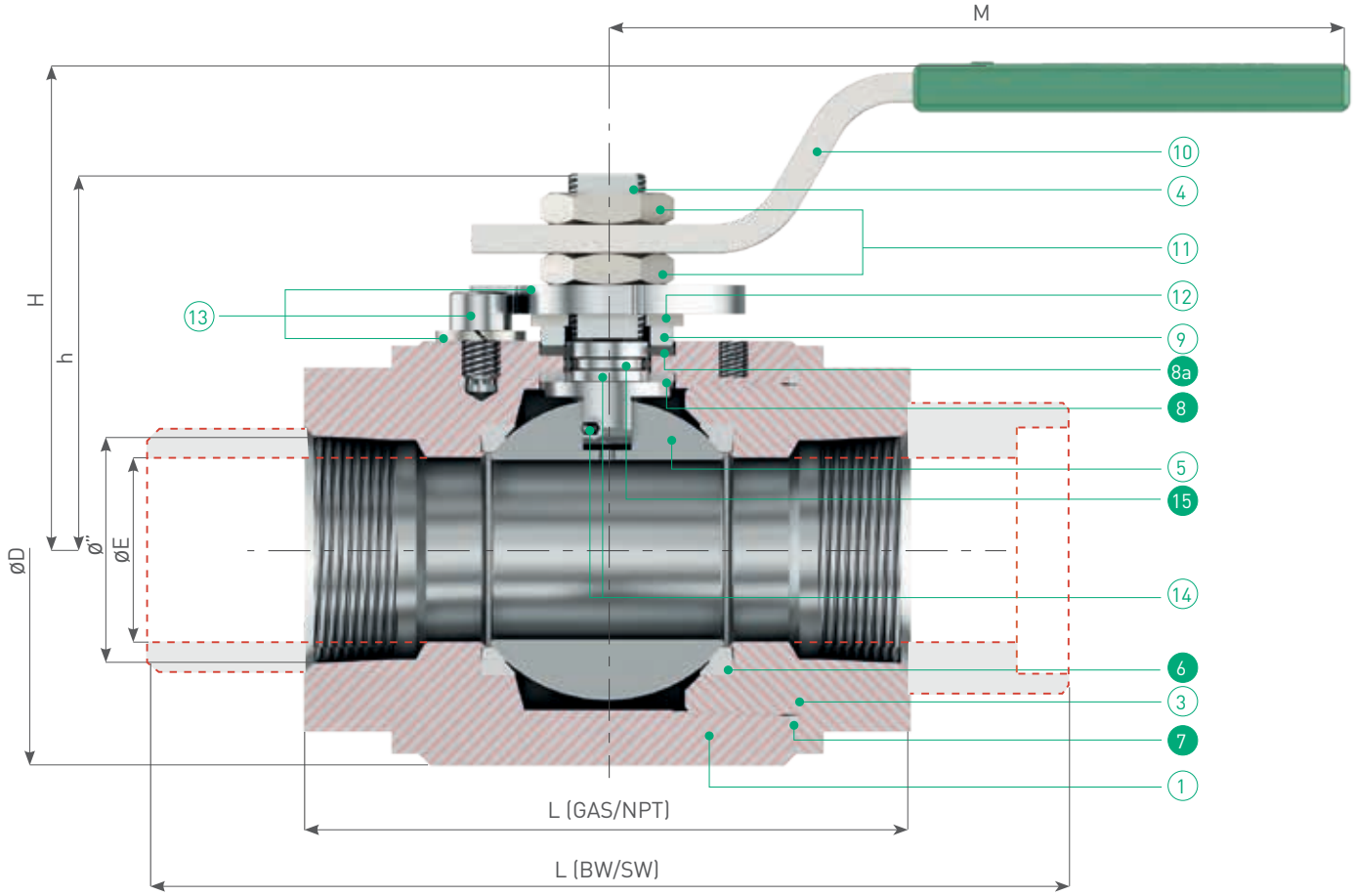

NPT/GAS

BW

SW

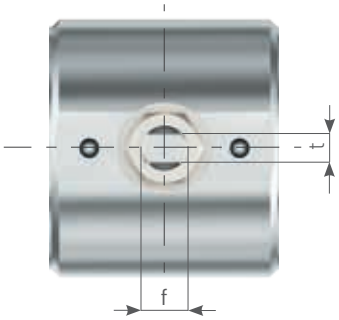

ALFA 20T
800 lbs

Standard valve materials / Materiali costruzione valvola standard

		PART NAME PARTICOLARE	Q.TY Q.TA'	MATERIALS MATERIALI	
1		**body /** corpo	1	ASTM A105N/LF2	ASTM A479 316/316L
3		**closure /** chiusura	1	ASTM A105N/LF2	ASTM A479 316/316L
4		**stem /** stelo	1	ASTM A182 F51	
5		**ball /** sfera	1	ASTM A351 CF8M	
6	✓	**seats /** sedi	2	TFM	
7	✓	**body gasket /** guarnizione corpo	1	P.T.F.E	
8	✓	**washer /** bussola	1	P.T.F.E	
8a	✓	**stem gasket /** guarnizione stelo	1	GRAPHOIL	
9		**gland /** premiguarnizione	1	Carbon steel zinc coated	Stainless Steel 316
10		**lever /** leva	1	Carbon steel zinc coated	
11		**stem nut /** dado stelo	2	Cl.8 Zinc coated	A4-40 (AISI 316)
12		**spring washer /** molla a tazza	2	51 CrV4 Zinc coated	AISI 301
13		**stop device /** dispositivo di arresto	1	Cl. 8.8 Zinc coated	AISI 316
14		**antistatic device /** dispositivo antistatico	2	AISI 316	
15	✓	**stem o-ring /** o-ring stelo	1	VITON 75 Sh. A	

✓ Spares parts / Parti di ricambio

DIMENSIONS / DIMENSIONI

DN	06	10	15	20	25	32	40	50
ø	¼"	⅜"	½"	¾"	1"	1¼"	1½"	2"
ø E	10	10	14	19	24	29	38	48
L (GAS/NPT)	65	65	73	90	98	104	125	154
L (B.W. / S.W.)	140	140	140	152	165	178	190	216
ø D	41,5	41,5	49,5	57,5	69	73,5	89	104
M	145	145	150	150	180	180	275	275
H	53,5	53,5	78	82	88	92	102	110
h	40	40	50	52	63	66	78	85
f/t	8/5,7	8/5,7	10/6	10/6	12/8	12/8	16/10	16/10
Kg. GAS-NPT/kg. S.W.-B.W	0,7/1	0,7/1	1/1,1	1,5/1,9	2/2,8	2,7/3,7	4,7/5,6	7/8,2

ALFA STANDARD

ALFA 20T
1500 lbs
screwed body type ball valve

Full bore (ALFA 20T)

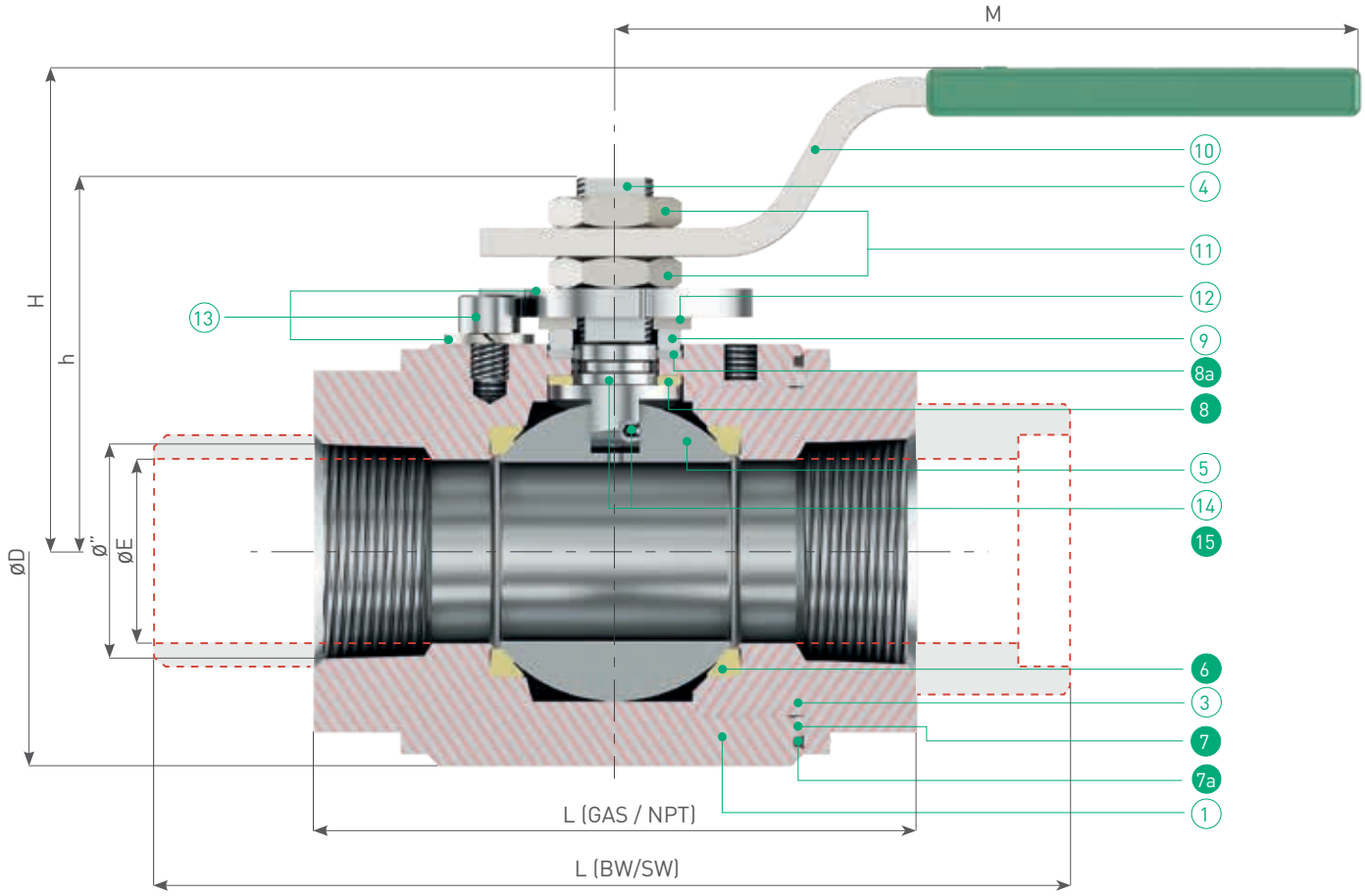

NPT/GAS

BW

SW

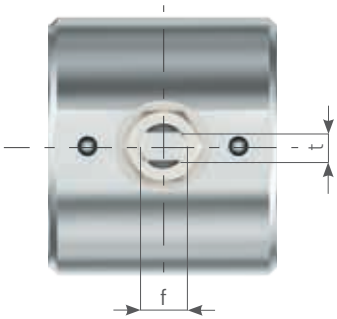

ALFA 20T
1500 lbs

Standard valve materials / Materiali costruzione valvola standard

		PART NAME PARTICOLARE	Q.TY Q.TA'	MATERIALS MATERIALI	
1		**body /** corpo	1	ASTM A105N/LF2	ASTM A479 316/316L
3		**closure /** chiusura	1	ASTM A105N/LF2	ASTM A479 316/316L
4		**stem /** stelo	1	ASTM A182 F51	
5		**ball /** sfera	1	ASTM A351 CF8M	
6	✓	**seats /** sedi	2	DEVLON	
7	✓	**body gasket /** guarnizione corpo	1	P.T.F.E	
7a	✓	**secondary body gasket /** guarnizione corpo secondaria	1	GRAPHOIL	
8	✓	**washer /** bussola	1	DEVLON	
8a	✓	**stem gasket /** guarnizione stelo	1	GRAPHOIL	
9		**gland /** premiguarnizione	1	Carbon steel zinc coated	Stainless Steel 316
10		**lever /** leva	1	Carbon steel zinc coated	
11		**stem nut /** dado stelo	2	Cl.8 Zinc coated	A4-40 (AISI 316)
12		**spring washer /** molla a tazza	2	51 CrV4 Zinc coated	AISI 301
13		**stop device /** dispositivo di arresto	1	Cl. 8.8 Zinc coated	AISI 316
14		**antistatic device /** dispositivo antistatico	2	AISI 316	
15	✓	**stem o-ring /** o-ring stelo	1	VITON 90 sh. A AED	

✓ Spares parts / Parti di ricambio

DIMENSIONS / DIMENSIONI

DN	06	10	15	20	25	32	40	50
ø	¼"	⅜"	½"	¾"	1"	1¼"	1½"	2"
ø E	10	10	14	19	24	29	38	48
L (GAS/NPT)	65	65	73	90	98	104	125	154
L (B.W. / S.W.)	140	140	140	152	165	178	190	216
ø D	41,5	41,5	49,5	57,5	69	73,5	89	104
M	145	145	150	150	180	180	275	275
H	53,5	53,5	78	82	88	92	102	110
h	40	40	50	52	63	66	78	85
f/t	8/5,7	8/5,7	10/6	10/6	12/8	12/8	16/10	16/10
Kg. GAS-NPT/kg. S.W.-B.W	0,7/1	0,7/1	1/1,1	1,5/1,9	2/2,8	2,7/3,7	4,7/5,6	7/8,2

ALFA STANDARD

ALFA 22EV
ANSI 2500 | 6000 p.s.i.

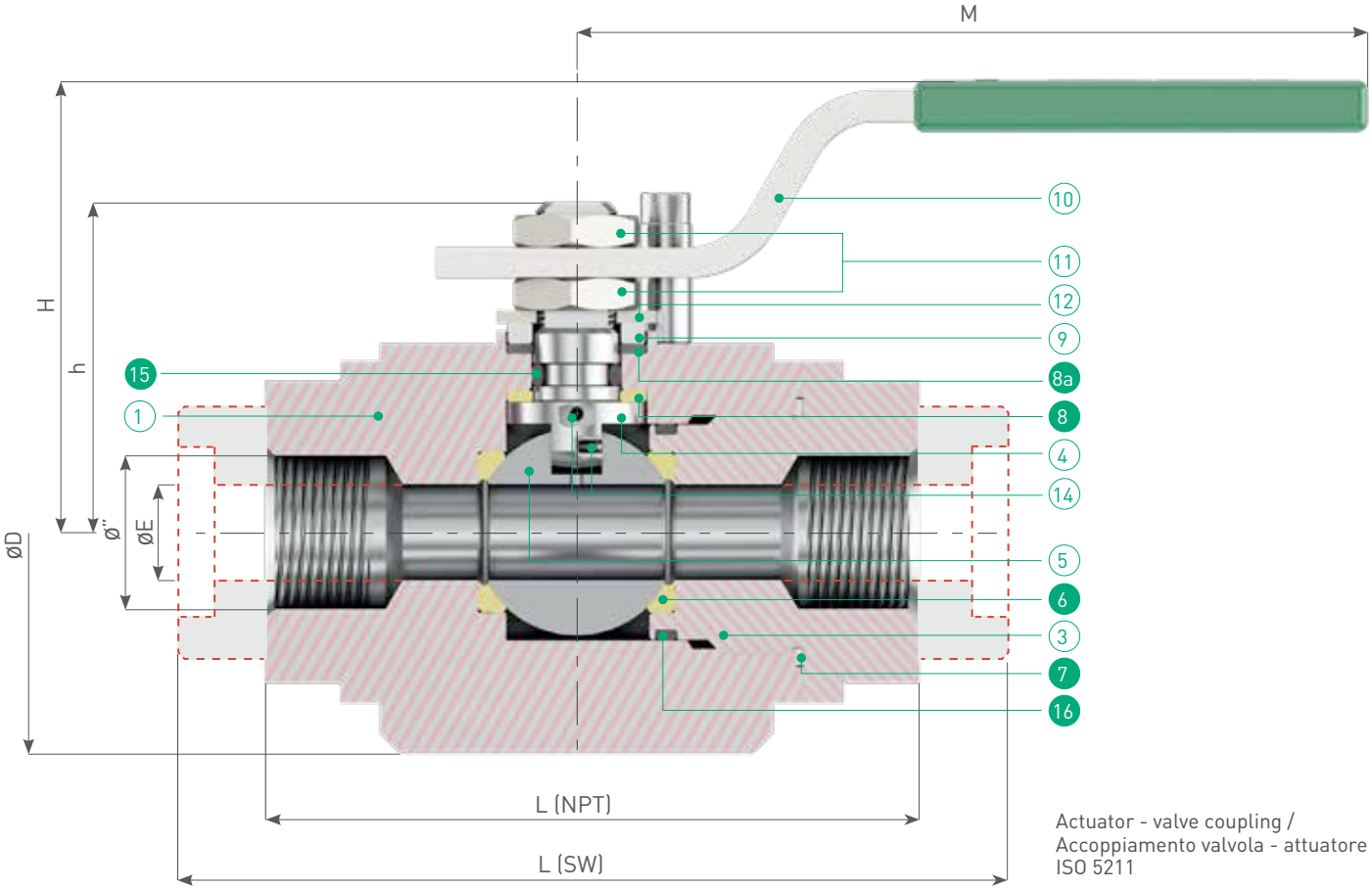

Actuator - valve coupling /
Accoppiamento valvola - attuatore
ISO 5211

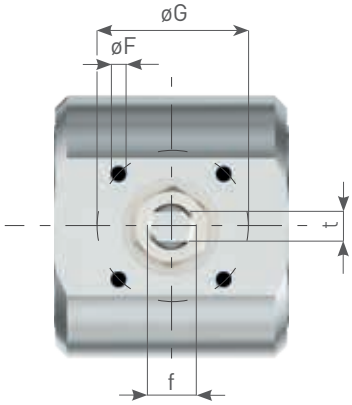

NPT

SW

ALFA 22EV
ANSI 2500 | 6000 p.s.i.

Standard valve materials / Materiali costruzione valvola standard

		PART NAME PARTICOLARE	Q.TY Q.TA'	MATERIALS MATERIALI	
1		**body /** corpo	1	ASTM A105N/LF2	ASTM A479 316/316L
3		**closure /** chiusura	1	ASTM A105N/LF2	ASTM A479 316/316L
4		**stem /** stelo	1	ASTM A182 F51	
5		**ball /** sfera	1	ASTM A351 CF8M	
6	✓	**seats /** sedi	2	DEVLON	
7	✓	**body gasket /** guarnizione corpo	1	GRAPHOIL	
8	✓	**washer /** bussola	1	DEVLON	
8a	✓	**stem gasket /** guarnizione stelo	2	GRAPHOIL	
9		**gland /** premiguarnizione	1	Carbon steel zinc coated	Stainless Steel 316
10		**lever /** leva	1	Carbon steel zinc coated	
11		**stem nut /** dado stelo	2	Cl.8 Zinc coated	A4-40 (AISI 316)
12		**spring washer /** molla a tazza	2	51 CrV4 Zinc coated	AISI 301
13		**stop device /** dispositivo di arresto	1	AISI 316	
14		**antistatic device /** dispositivo antistatico	2	AISI 316	
15	✓	**stem o-ring + BK (*) /** o-ring stelo + BK (*)	1	VITON 90 Sh. A AED + PTFE (*)	
16	✓	**body o-ring + BK (*) /** o-ring corpo + BK (*)	1	VITON 90 Sh. A AED + PTFE (*)	

* Stem Back-up Ring only for DN ≥ 25

✓ Spares parts / Parti di ricambio

DIMENSIONS / DIMENSIONI

DN	06	10	15	20	25	40
ø	¼"	⅜"	½"	¾"	1"	1½"
ø E	11	11	11	14	19	29
L (NPT)	104	104	104	125	130	180
L (S.W.)	140	140	140	152	165	190
ø D	64,5	64,5	64,5	64,5	88	119
M	185	185	185	185	275	380
H	76	76	76	76	94	119
h	56	56	56	56	65,5	94
f/t	12/8	12/8	12/8	12/8	16/10	22/14
Kg.	2,9	2,9	2,9	3,2	5,5	12
ISO 5211	F03	F03	F03	F03	F05	F07
ø F	M5	M5	M5	M5	M6	M8
ø G	36	36	36	36	50	70

(P,T) DIAGRAMS

Diagrammi (P,T)

ALFA 20T - 22EV

Pressure - temperature diagrams shown the standard working conditions (pressure & temperature) for the specific valve. These conditions refer to a continuous use. For transitions for peak condition, an overload until 10% is accepted. In these cases we suggest anyway to contact engineering dept.
For all diagrams valves in carbon steel / WCB the minimum temperature is -29°C

- - -

I diagrammi pressione - temperatura identificano le condizioni di uso contemporanee di pressione e temperatura a cui la valvola può operare. Tali condizioni sono da riferirsi ad un uso continuo. Per condizioni transitorie o di picco, scostamenti fino al 10% sono tollerati. In tali casistiche consultare comunque l'ufficio tecnico di Alfa Valvole.
Per tutti i diagrammi le valvole in acciaio al carbonio A105 / WCB la temperatura minima è -29°C.

TFM SEATS / SEDI IN TFM

MAIN FEATURES / CARATTERISTICHE

- **PTFE reinforced at molecular stage** / PTFE rinforzato a livello molecolare
- **Chemical optimized structure guarantees a constant response in continuos service until 200°C** / La struttura chimica ottimizzata garantisce performance stabili in servizio continuo fino a 200°C
- **Lubricating properties, dimensional stability and chemicalc ompatibility equal to virgin PTFE** / Potere lubrificante, stabilità dimensionale e compatibilità chimica del PTFE
- **Mechanical and wear resistance equal to reinforced PTFE** / Resistenza meccanica e all'usura equivalente al PTFE rinforzato

PTFE SEATS + METAL CORE / SEDI IN PTFE + AM

MAIN FEATURES / CARATTERISTICHE

- **PTFE enclosure with metal core in AISI 316** / Ptfe con inserto metallico in AISI 316
- **Better performances at temperature until 210° C thanks to metal core** / Il nucleo metallico garantisce ottime performance a temperature fino a 210° C e ad alte pressioni
- **Chemical compatibility thanks to PTFE enclosure** / La capsula in PTFE garantisce compatibilità chimica
- **Increased dimensional stability thanks to an optimized production process** / Incrementata stabilità dimensionale grazie al processo di produzione della sede

DEVLON SEATS / SEDI IN DEVLON

MAIN FEATURES / CARATTERISTICHE

- **Polyamide based polymer with increased working range compared to nylon and TFM** / Polimero a base poliammide con range di utilizzo maggiore di nylon e TFM
- **Working temperature range from -50°C until 176°C, pressure until 420 Bar** / Utilizzabile in range di temperatura da -50°C a +176°C e pressioni fino a 420 Bar
- **Working superior dimensional stability over PTFE/TFM in high pressure applications** / Superiore stabilità dimensionale rispetto al PTFE/TFM
- **Exceptional resistance to wear and abrasion** / Eccezionale resistenza a usura e abrasione
- **Lower frictional losses than Peek seats (lower operating torques)** / Minore coefficiente di attrito rispetto al Peek (coppie valvola inferiori)
- **Using Devlon seats increases torque about of 30% compared to TFM** / Il montaggio di sedi in Devlon aumenta le coppie valvola di circa il 30% rispetto al TFM

PEEK SEATS / SEDI IN PEEK

MAIN FEATURES / CARATTERISTICHE

- **Semi-Cristalline polymer with unique combination of mechanical and thermal properties** / Polimero semi-cristallino con proprietà meccaniche e termiche uniche
- **Withstand temperature until 250°C and pressure until 420 Bar** / Resiste a temperature fino 250°C e pressioni di 420 bar
- **Excellent chemical compatibility (Only known solvent: sulfuric acid)** / Eccellente compatibilità chimica (Unico solvente noto: acido solforico concentrato)

Notes / Eccezioni

To obtain maximum temperature performances (> 210°C), also valve O-Ring replacement is needed / Per ottenere le massime performance di temperatura (> 210°C) è necessario sostituire gli O-Ring valvola

Using PEEK seats increase torque about of 100% / Il montaggio di sedi in peek aumenta le coppie della valvola di circa Il 100%

High temperature performances cannot guarantee class VI tightness at room temperature / La performance ad alte temperature non garantisce la tenuta in classeVI della valvola a temperatura ambiente

Peek seated valve could not be fire safe certified (please contact your Alfa Valvole reference) / La valvola con sedi in peek potrebbe non essere certificata fire safe. (Contattare il vostro referente Alfa Valvole)

VALVES / VALVOLE: ALFA 20T 800 lbs

TFM SEATS / SEDI IN TFM (STANDARD)
PTFE SEATS + METAL CORE / SEDI IN PTFE + AM (ON REQUEST)

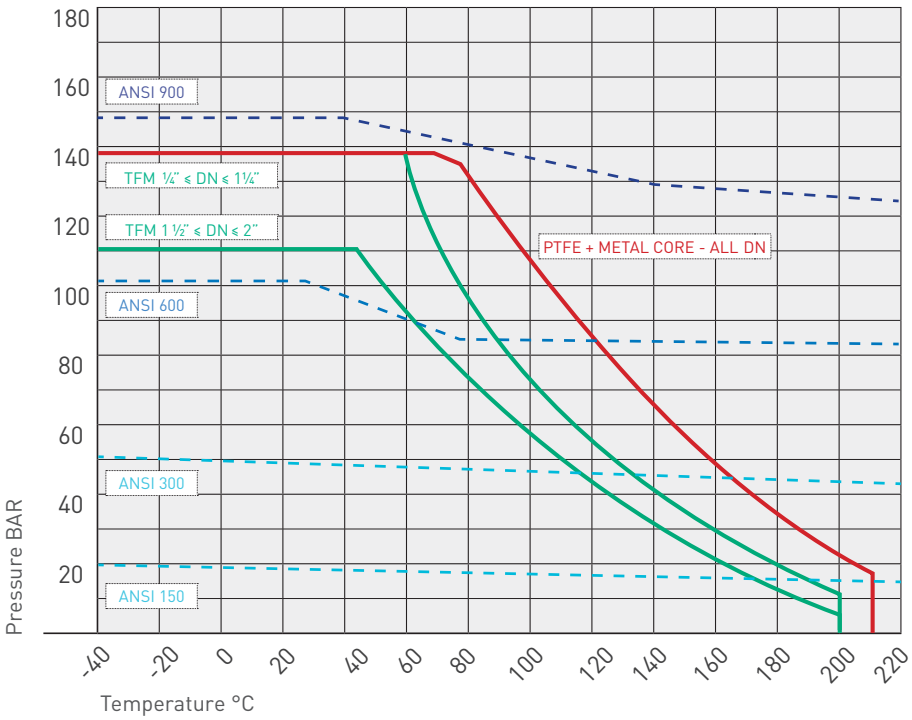

TFM SEATS - ALFA 20T 800 lbs

DN	¼" ≤ DN ≤ 1¼" (06 ≤ DN ≤ 32)
P max @ Tmax	**8 bar @ 200°C**

DN	1½" ≤ DN ≤ 2" (40 ≤ DN ≤ 50)
P max @ Tmax	5 bar @ 200°C

PTFE+AM SEATS

DN	All
P max @ Tmax	15 bar @ 210°C

VALVES / VALVOLE: ALFA 20T 1500 lbs

DEVLON SEATS / SEDI IN DEVLON (STANDARD)
PTFE SEATS + METAL CORE / SEDI IN PTFE + AM (ON REQUEST)

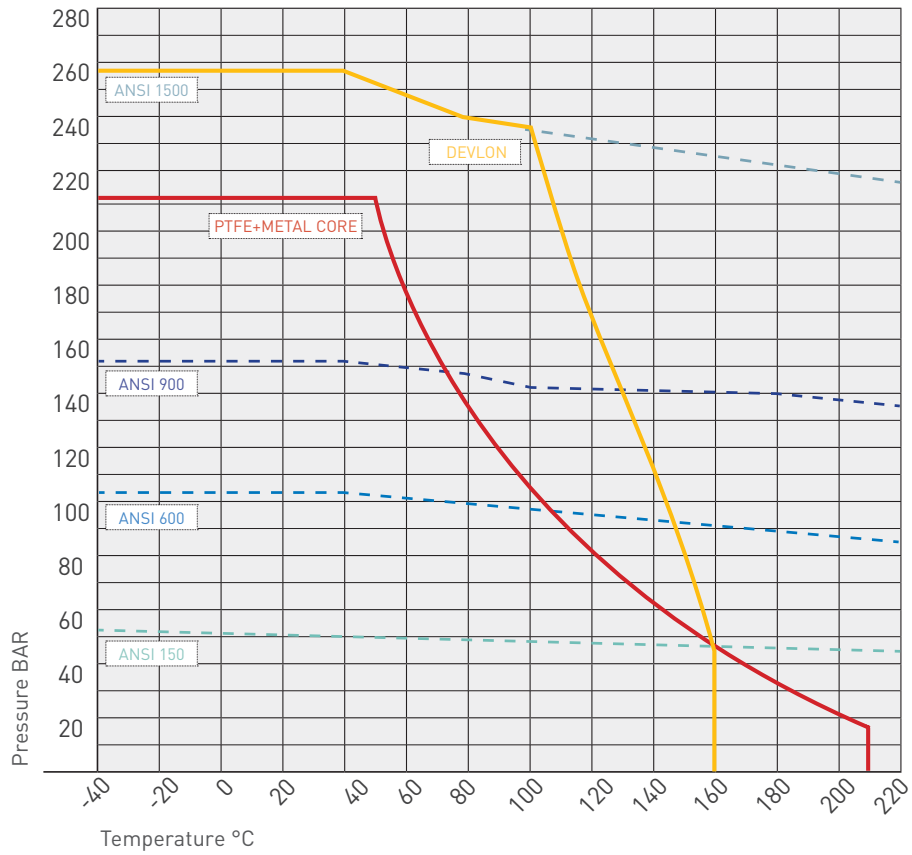

DEVLON SEATS

DN	All
P max @ Tmax	100 bar @ 160°C

PTFE+AM SEATS

DN	All
P max @ Tmax	15 bar @ 210°C

VALVES / VALVOLE: ALFA 20T 800 lbs / 1500 lbs
PEEK SEATS / SEDI IN PEEK (ON REQUEST)

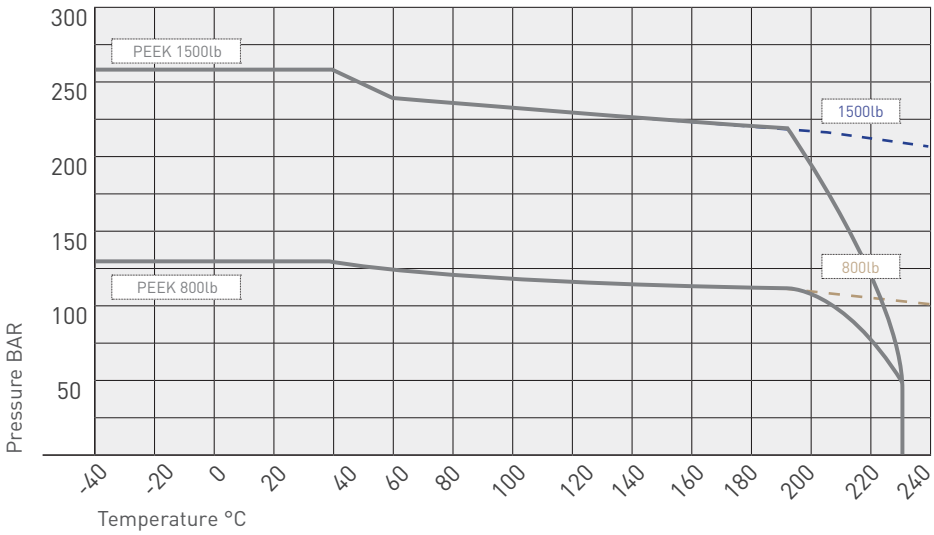

DN	All
P max @ Tmax	45 bar @ 230°C

N.B.: The P-T rating shown in the graph can be achieved only using VITON GLT O-Ring.
Otherwise, the maximum temperature shall be limited to 210°C.

VALVES / VALVOLE: ALFA 22EV
DEVLON SEATS / SEDI IN DEVLON (STANDARD)
PEEK SEATS / SEDI IN PEEK (ON REQUEST)

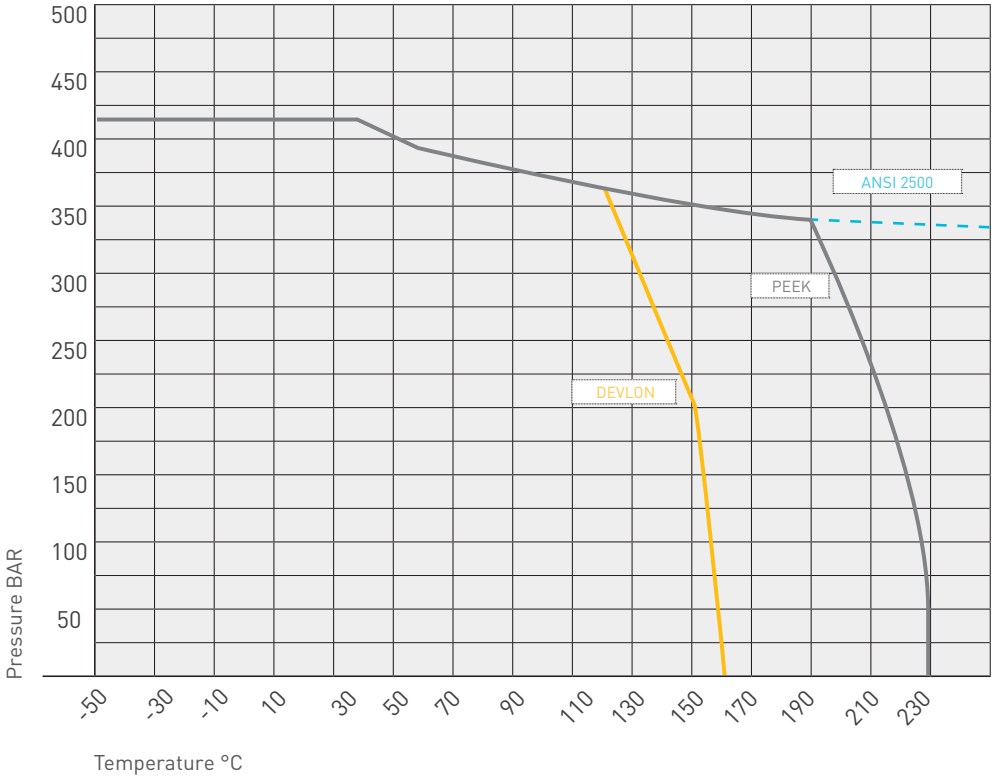

DEVLON SEATS

DN	All
P max @ Tmax	100 bar @ 160°C

PEEK SEATS

DN	All
P max @ Tmax	45 bar @ 230°C

OPTIONAL EXECUTIONS

Esecuzioni optional

WELDED PUP PIECES VALVE / BW CON NIPPLI SALDATI

Socket welded pups on the valve, lenght 100 mm, ends P.E. (Plain Ends) or B.W (Butt Welding according ASME B16.25); Pups Schedule 80; Pipe material: A333 gr.6 (LF2 equivalent) / Nippli saldati a tasca, L = 100 mm, estremità P.E.(Plain Ends) o B.W (Butt Welding secondo ASME B16.25); Nippli Schedula 80; Materiale nipplo: tubo A333 gr.6 (equivalente LF2)

LEVER EXTENSION / ESTENSIONE LEVA

Lever extension suitable to operate the valve with insulation coverage. Available in 316 only / Estensione leva che permette di manovrare la valvola in caso di coibentazione. Disponibile solo in 316



BALANCE HOLE / FORO DI EQUILIBRIO

Balancing hole between ball cavity and upstream pipeline that avoid ovepressures. Valve become unidirectional / Equilibra la pressione tra cavità sfera e tubazione a monte, eliminando sovrapressioni. Rende la valvola monodirezionale

LOCKING DEVICE / DISPOSITIVO DI BLOCCAGGIO

Device suitable to safety lock the valve in open or closed position. Can be assembled also on field / Dispositivo, montabile anche in campo, atto a lucchettare la valvola in posizione di aperto/chiuso

* **Available locking device for insulated valves /** Disponibile dispositivo di bloccaggio alto per valvole coibentate

SEAL WELDING / SALDATURA TRA CORPO E CHIUSURA

Additional anti-unscrewing seal welding / Saldatura di sigillo addizionale anti svitamento

CHEVRON RING / PACCO A V

V-Shaped 3 pieces gasket: guarantees maximum tightness from stem area, suitable for every fluid and for vacuum conditions / Tripla guarnizione in PTFE sagomata che garantisce massima tenuta del premistoppa, adatta ad ogni fluido e a condizioni di vuoto

DOUBLE SEALING EXTENSION / PROLUNGA DOPPIA TENUTA

Extension (100mm) featured by additional gasket kit featured to have double sealing from stem area. Available in CF8M only / Prolunga dotata di set di guarnizioni per garantire una doppia tenuta del premistoppa. Disponibile solo in CF8M

Please contact sales/Tech Dept for application on requested valve / Contattare sales/tech dept per applicabilità sulla valvola richiesta

ALFA K20T
1000 p.s.i. | PN 63

STANDARD FEATURES
Caratteristiche standard

- **End connection** / Connessioni: **NPT (ASME B1.20.1) – GAS (ISO 228/1)**
- **Size Range** / Range di dimensioni: **¼" ≤ DN ≤ 2" / 06 ≤ DN ≤ 50**
- **Pressure range** / Range di pressioni: **PN 63 (1000 p.s.i)**
- **Temperature range** / Temperatura: **-40°C ≤ T ≤ +180° C (standard execution)**
- **Casting body** / Corpo da fusione
- **Face to face** / Scartamento: **Manufacturer standard**
- **Design according to** / Progettazione secondo: **ASME B16.34, EN 12516-1, EN 17292, PED 2014/68/UE**
- **Tightness class** / Classe di tenuta: **Grade A (Zero Leakage) acc. EN 12266-1**
- **Valves certified according to PED art.4.3: using is allowed only with not hazardous liquid or gas of group 2 (GAS ALLOWED only for valve with DN < 32). The fluid classification is in accordance with the Directive 2014/68/UE "PED"** / Valvole certificabili secondo art.4.3: L'uso è ammesso solo con LIQUIDI o GAS NON PERICOLOSI del GRUPPO 2 (GAS AMMESSI solo per valvole con DN < 32). La classificazione dei fluidi è in accordo alla Direttiva 2014/68/UE "PED"

STANDARD EXECUTIONS
Esecuzioni standard



Before fire

After fire

FIRE SAFE GASKET CONFIGURATION /
CONFIGURAZIONE FIRE SAFE

Materials, gaskets and sealing tested and certified according to EN10497, API6FA, API607 standards / Materiali, guarnizioni e tenute testate e certificate secondo norme EN ISO 10497, API 6FA, API 607

LOCKING DEVICE / DISPOSITIVO DI BLOCCAGGIO

Device suitable to safety lock the valve in open or closed position. / Dispositivo atto a lucchettare la valvola in posizione di aperto/chiuso

ALFA STANDARD

ALFA K20T
1000 p.s.i. | PN 63



ALFA K20T
1000 p.s.i. | PN 63

Standard valve materials / Materiali costruzione valvola standard

		PART NAME PARTICOLARE	Q.TY Q.TA'	MATERIALS MATERIALI
1		**body /** corpo	1	ASTM A351 CF8M
3		**closure /** chiusura	1	ASTM A351 CF8M
4		**stem /** stelo	1	AISI 316
5		**ball /** sfera	1	ASTM A351 CF8M
6		**seats /** sedi	2	P.T.F.E
7		**body gasket /** guarnizione corpo	1	P.T.F.E
8		**washer /** bussola	1	P.T.F.E
8a		**stem gasket /** guarnizione stelo	1	GRAPHOIL
9		**gland /** premiguarnizione	1	AISI 304
10		**lever /** leva	1	AISI 304
11		**stem nut /** dado stelo	1	AISI 304
11b		**thrust washer /** rondella reggispinta	1	AISI 304
54		**locking device /** dispositivo di bloccaggio	1	AISI 304

DIMENSIONS / DIMENSIONI

DN	06	10	15	20	25	32	40	50
ø	¼"	3/8"	½"	¾"	1"	1¼"	1½"	2"
ø E	10,6	12	15	20	25	32	38	50
L	56	56	60	72,4	85	94	105	125
M	100	100	100	129	156	156	182,5	182,5
H	58	58	58	64	77	83	96	102
Kg.	0,25	0,25	0,35	0,55	0,99	1,30	2,2	3,3

DIMENSIONS / DIMENSIONI

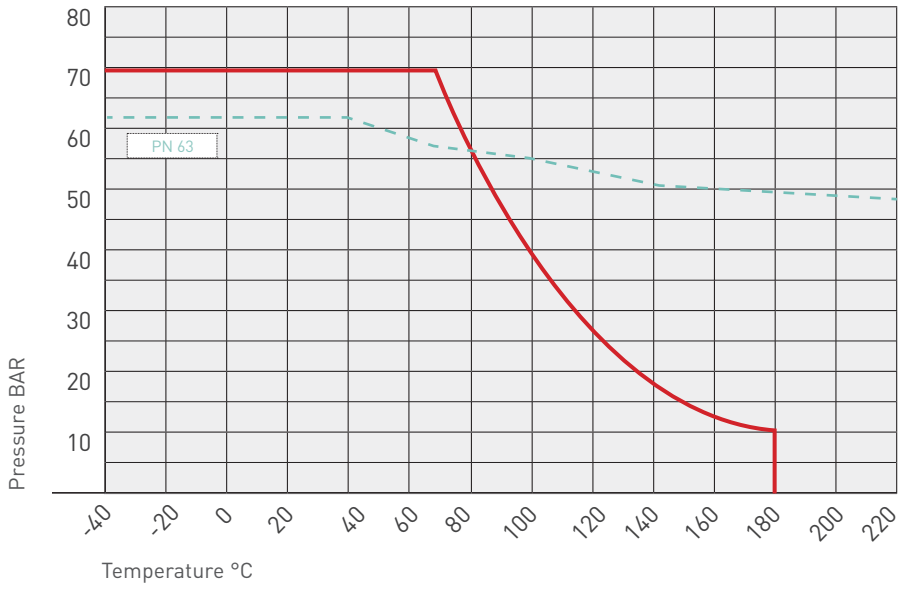

DN	All
P max @ Tmax	70 bar @ 180°C


ALFA 20T
DN 40 800 lbs
NPT-F
316

Alfa Valvole S.r.l.
20003 Casorezzo (MI), Viale del Lavoro, 19
tel +39 02 90296206
www.alfavalvole.com

A2X - ED.02 - 03.24 - P1